

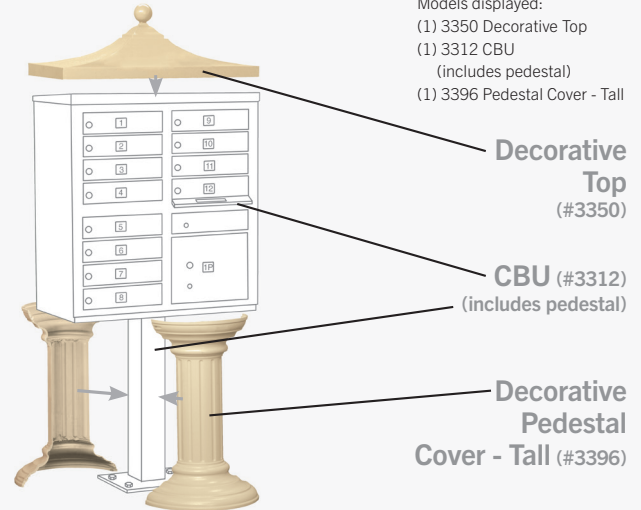
CBU & OPL Specifications & Options

for CBU's, OPL's and Regency® CBU's/OPL's on pages 8 - 13

REGENCY® DECORATIVE CBU & OPL ACCESSORIES - U.S.P.S. APPROVED

Made of die cast aluminum, Salsbury U.S.P.S. approved Regency® Decorative CBU and OPL accessories can be ordered separately from Salsbury 3300 series CBU's and OPL's. Decorative accessories feature a durable powder coated finish available in five (5) contemporary colors and provide an elegant finished look to CBU and OPL installations. Decorative tops (#3350) include a 3" diameter ball finial and an attractive sloping design and easily mount to the top of CBU's and OPL's with four (4) set screws (provided). Decorative pedestal covers (short - #3386 and tall - #3396) easily attach over CBU and OPL pedestals and include a plastic insect guard and installation hardware.

SAMPLE INSTALLATION OF REGENCY® DECORATIVE CBU/OPL ACCESSORIES



Models displayed:
(1) 3350 Decorative Top
(1) 3312 CBU
(includes pedestal)
(1) 3396 Pedestal Cover - Tall

Decorative
Top
(#3350)

CBU (#3312)
(includes pedestal)

Decorative
Pedestal
Cover - Tall (#3396)


Note: Regency® decorative tops and pedestal covers are available in a complete package that includes the CBU/OPL and pedestal (see pages 12-13).

DESCRIPTION

3350¹ - Regency® Decorative Top

- Option for #3308, #3312, #3316, #3313, #3305, #3306 and #3304
- 31" W x 11-1/2" H x 18-1/2" D

WEIGHT
20 lbs.



3350

DESCRIPTION

3386¹ - Regency® Pedestal Cover - Short

- Option for pedestal for #3316, #3313, #3306 and #3304
- 13-3/4" H x 17-3/4" diameter

WEIGHT
20 lbs.



3386

DESCRIPTION

3396¹ - Regency® Pedestal Cover - Tall

- Option for pedestal for #3308, #3312 and #3305
- 27-3/4" H x 17-3/4" diameter

WEIGHT
25 lbs.



3396

¹ Specify



sandstone bronze white green black

DESIGN ASSISTANCE

Our design engineers are available to architects, specification writers and individuals involved in the design of mail distribution facilities, apartment complexes and commercial buildings. Visit the informative Architect Resources section of our website at: www.mailboxes.com/Architectural-Resources to download specifications, technical drawings, AutoCAD, BIM/Revit models and Augmented Reality (AR) models. You can also submit required layout and options for a price quotation.




#3316R and #3306R in sandstone finish with optional custom engraved doors - black filled (#3374) displayed



#3316's and #3304 in bronze finish with optional custom engraved placards (#3367) displayed

CBU MAILBOX CONFIGURATOR




Access our CBU Configurator at:
www.mailboxes.com/Mailbox-Configurator

Our CBU mailbox configurator will assist in determining the ideal combination of mailboxes and parcel lockers based on your specific requirements. This robust tool also allows you to add numbering sequences to drawings. In addition to clear and easy to read elevation line drawings with dimensions, our online mailbox configurator will also provide you with PDF, Word, Excel and AutoCAD drawing files to download for your project. Purchasing products and requesting a quote online is simple and convenient.


CLUSTER BOX UNITS & OUTDOOR PARCEL LOCKERS SPECIFICATIONS & OPTIONS

MAILBOX DOOR SIZES


Each aluminum mailbox door includes a heavy duty five (5) pin cylinder cam lock with a dust/rain shield and three (3) keys.



#3351¹ Replacement "A" door and lock



#3352¹ Replacement "B" door and lock



#3356¹ Replacement "C" door and lock

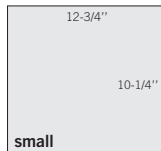
OUTGOING MAIL SLOT PLUG KIT

An outgoing mail slot plug kit is available for installations not serviced by the U.S.P.S. (#3370)




PARCEL LOCKER DOOR SIZES


Each CBU/OPL includes one or more fully integrated parcel lockers. Parcel lockers offer tenants a convenient way to receive packages on site and are equipped with a two (2) key security system.



#3353¹ Replacement parcel locker door and tenant lock - small



#3354¹ Replacement parcel locker door and tenant lock - medium



#3355¹ Replacement parcel locker door and tenant lock - large

FINISHES

Durable and corrosion resistant CBU's/OPL's feature a powder coated finish available in sandstone, bronze, white, green or black. Note - gray is available for replacement units only and is not available on Regency Decorative CBU's/OPL's and accessories.

1 Specify



IDENTIFICATION SYSTEMS

Each CBU/OPL door has a 1" high self adhesive number. The outgoing mail compartment is labeled "Outgoing Mail" and the parcel locker(s) are labeled with a "1P", "2P", etc. Custom identification systems are available as an option upon request.

CUSTOM ENGRAVED DOOR PLACARDS

1-3/4" W x 1-1/2" H custom engraved self-adhesive door placards are available as an option upon request. (#3367)



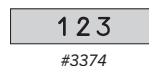
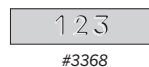
CUSTOM ENGRAVED UNIT PLACARDS

8" W x 1" H custom engraved self-adhesive unit placards are available as an option upon request. (#3363)



CUSTOM ENGRAVED DOORS

- Custom engraved door – regular (#3368)
- Custom engraved door – black filled (#3374)



LOCKS

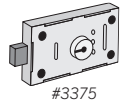
Each CBU/OPL door includes a heavy duty five (5) pin cylinder cam lock with a dust/rain shield and three (3) keys (2,000 different key changes).

- (#3390-5 - set of (5) #3390 locks)
- Additional keys per lock when ordering (#3398)
- Key blanks - box of (50) (#3399)



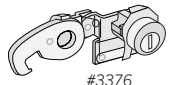
MASTER COMMERCIAL LOCK

Factory installed if for private access - for access door and parcel locker(s) - with (2) keys (#3375)



TENANT PARCEL LOCKER LOCK

For parcel locker door - with (3) keys (#3376)



OUTDOOR PARCEL LOCK CYLINDER

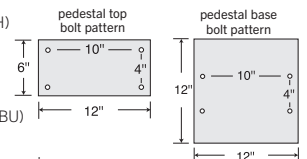
For outdoor parcel locker door - with (3) keys (#3377)



Note: For E series replacement CBU locks, see 3390E on page 50.

PEDESTALS

- #3385¹ Replacement pedestal for #3316, #3313, #3306, #3302 and #3304 (14-1/2" H)
- #3395¹ Replacement pedestal for #3308, #3312 and #3305 (28-1/2" H)
- #3285 Replacement pedestal for the Neighborhood Delivery and Collection Box Unit (NDCBU)
- #3393 Pedestal mounting kit - (4) 5-1/2" H expansion wedge anchor bolts - for existing concrete
- #3394 Pedestal mounting kit - (4) 1/2" W x 8" H anchor (J) bolts - for new concrete



OUTGOING MAIL COMPARTMENT
 Cluster Box Units (CBU's) include a compartment for outgoing mail collection that is labeled "Outgoing Mail".